

## Farm Alliance app automatic update

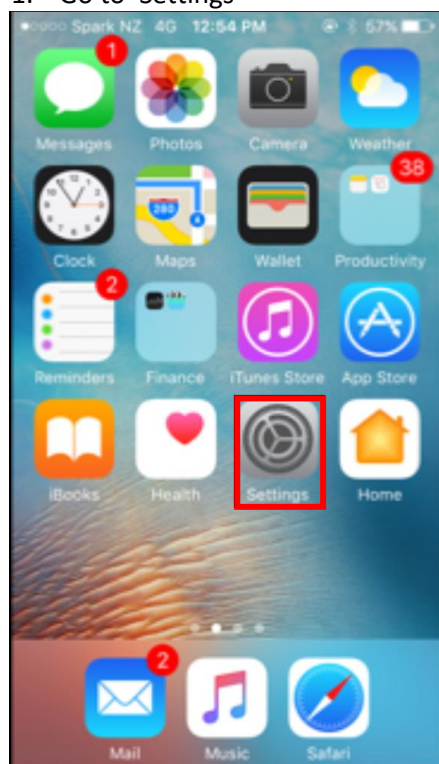
If you are an Alliance shareholder or supplier and do not already have the Farm Alliance app, we recommend you download it from the Apple App Store (for iPhone or iPad devices) or Google Play store (for Android devices), and search for 'FarmAlliance'.

To check that you are on the latest version of Farm Alliance, follow these steps:

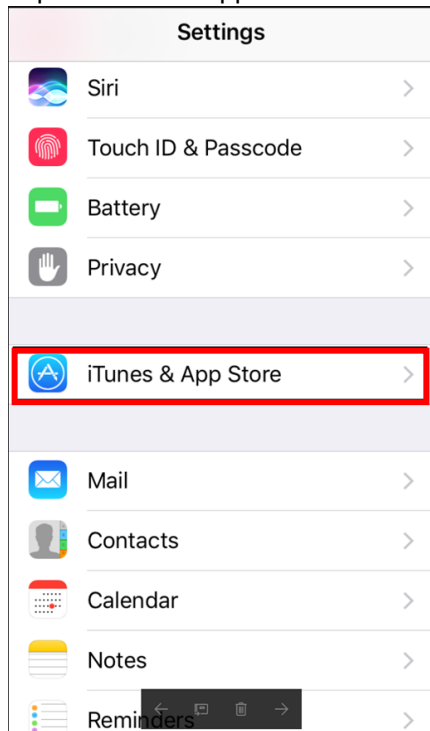
1. On the Farm Alliance app home screen, tap '**Settings**'
2. Tap on '**Version Info**'
3. The version information will be displayed – the latest version is **Build number: 1.0.30**

To **automatically update** your Farm Alliance app on your iPhone device, follow the steps below:

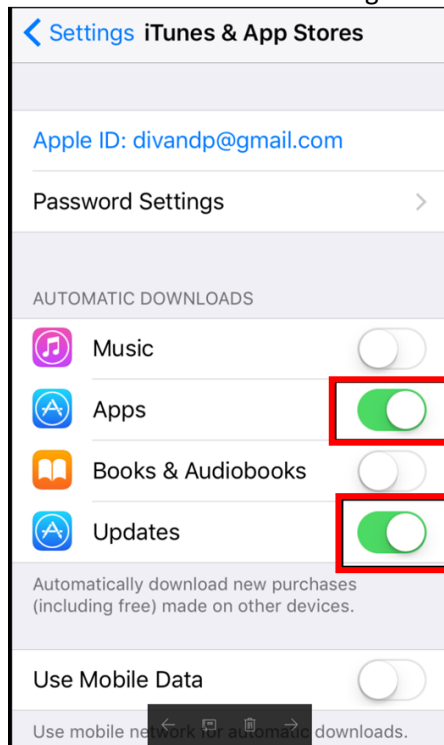
1. Go to 'Settings'



2. Tap 'iTunes and App Store'



3. Please make sure the following is marked 'on'



After you turn on Automatic Downloads for Music, Apps or Books & Audiobooks on your device, all new purchases that you make in the iTunes Store, App Store or iBooks Store will download automatically.

If you turn on Updates, any new versions of apps that you currently have on your device automatically download when they are available.