

Update apps on Android



You can update the apps downloaded and installed on your Android device individually or automatically. Updating apps gives you access to the latest features and improves app security and stability.

Note: If Google determines an app update will fix a critical security vulnerability, it may make certain app updates regardless of update settings in the app or on your device. For more information, please see the [Google Play Terms of Service](#).

Note: If you are using Google Play on a Chromebook, [find out about app updates here](#).

Update Android apps automatically



To automatically update apps on your Android device:

1. Open the **Google Play Store app** 
2. Tap Menu  > **Settings**
3. Tap **Auto-update apps**
4. Select an option:
 - Auto update apps at any time to update apps using either Wi-Fi or mobile data
 - Auto-update apps over Wi-Fi only to update apps only when connected to Wi-Fi

Note: If an account on your device has a sign-in error, apps may not update automatically.

Update individual Android apps automatically



To set up updates for individual apps on your device:

1. Open the **Google Play Store app** 
2. Tap Menu  > **My apps & games**
3. Select the app you want to update
4. Tap **More**
5. Check the box next to "**Auto-update**"

The app will update automatically when updates are available. To turn off automatic updates, uncheck the box.

Update Android apps individually

To update apps individually or in bulk using the Google Play Store app on your device:

1. Open the **Google Play Store app** 
2. Tap Menu  > **My apps & games**
3. Apps with an update available updates are labelled "Update"
4. Tap **Update All** to update all apps. For individual apps, find the specific app you want to update and tap **Update**

Note: Some apps require [new permissions](#) when they are updated. You may see a notification asking if you accept the new permissions.

Tip: In some cases, you may need to restart your device to update an app.